


CHILD CARE & EARLY LEARNING HELP OUR STATE THRIVE



MASSACHUSETTS

Access to high quality early childhood education (ECE) boosts the well-being of children and helps parents get and keep a job. It's time for policymakers to build the supply and quality of child care and early learning by investing in early childhood education and educators working in centers, schools, and homes.



NAEYC AFFILIATE

Massachusetts Association for the Education of Young Children

Our State's Families Need Quality, Affordable Child Care and Early Learning



415,148

Number of children birth through 5 ⁽¹⁾



76%

Percentage of children with all available parents in the workforce ⁽²⁾



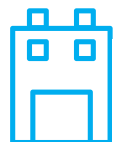
16%

Average percentage of family income spent on child care ⁽³⁾



58%

Percentage of child care programs reporting staffing shortages that limit the number of slots available for families ⁽⁴⁾



43%

Percentage of child care programs reporting they had to increase tuition to keep their doors open ⁽⁵⁾



53%

Percentage of people living in a child care desert ⁽⁶⁾

Our State's Children Receive Their Child Care and Early Learning Experiences in Many Places

178,141

Licensed capacity in centers and family child care homes ⁽¹⁾

30,634

Number of children in state funded PreK programs* ⁽²⁾

59%

Percentage of children receiving child care assistance who are served in child care centers ⁽³⁾

10,868

Number of children in Head Start and Early Head Start programs ⁽⁴⁾

32,555

Number of children served in NAEYC accredited early learning programs ⁽⁵⁾

22%

Percentage of children receiving child care assistance who are served in family child care homes ⁽⁶⁾

348

Number of NAEYC accredited early learning programs ⁽⁷⁾

National Association for the Education of Young Children (NAEYC)

naeyc.org |   @naeyc

© 2025 by the National Association for the Education of Young Children.


naeyc®

Our State's Early Childhood Educators Need Support and Compensation

45,100 Number of educators working with children birth through 5 ⁽¹⁾

\$30,722
Est. Annual Salary

\$14.77
Child Care Workers
Hourly Rate



27%
PERCENTAGE OF EDUCATORS
THAT RELY ON PUBLIC BENEFITS
TO MAKE ENDS MEET ⁽²⁾

43%

percentage of educators indicating they are more
burned out than they were in previous year ⁽⁵⁾



Scholarships to support early childhood educators
in accessing professional development, and
earning credentials and degrees ⁽⁶⁾



Initiatives to increase educators wages
and benefits ⁽⁷⁾

“We are experiencing teacher burnout
from challenging behaviors of children.
It is difficult to fill all available slots in a
classroom when the teachers are already
overwhelmed.”

- Director/Administrator

Federal Investments Support Access to Child Care and Early Learning and Increase the Well-Being of Children, Families, and Educators in Our State

23,200

Number of children receiving
child care assistance per month,
on average ⁽¹⁾

9%

Percentage of eligible children
receiving child care assistance
per month, on average ⁽²⁾

71,585

Average number of children accessing
CACFP for nutrition while they attend
early learning programs ⁽³⁾

33,535

Number of children accessing special
education services through IDEA
Preschool Special Education (part B
619) ⁽⁴⁾ and Early Intervention (part C) ⁽⁵⁾



Currently receiving a Preschool Development
Grant to improve our ECE system ⁽⁶⁾

Programs including CCDBG, Head Start, IDEA,
CCAMPIS, CACFP, CHIP, TANF, SNAP, MIECHV, and
Medicaid, as well as tax credits such as the Child
Care and Dependent Tax Credit and the Child Tax
Credit, provide critical investments to support the
well-being of young children, their families, and
the early childhood educators who support them.

National Association for the Education of Young Children (NAEYC)

naeyc.org |   @naeyc

© 2025 by the National Association for the Education of Young Children.

naeyc[®]

Resources on Policy Solutions to Address the Child Care Crisis and Advance the Early Childhood Education Field

- [NAEYC Federal Policy Agenda](#)
- [Compensation Means More Than Wages: Increasing Early Childhood Educators' Access to Benefits](#)
- [The Costs of Deregulating Child Care: Decreased Supply, Increased Turnover, and Compromised Safety](#)



Scan QR code
for citations.

+2025 Federal Poverty Guideline for a family of four in the 48 contiguous states and the District of Columbia is \$32,150 per year. The poverty guidelines are updated periodically in the Federal Register by the U.S. Department of Health and Human Services under the authority of 42 U.S.C. 9902(2).

National Association for the Education of Young Children (NAEYC)

naeyc.org | [!\[\]\(cbe2492b119e39e02a1dab2af4a4b296_img.jpg\)](#) [!\[\]\(2f36c159ea3670f7a62f64a4f1cf5c05_img.jpg\)](#) @naeyc

© 2025 by the National Association for the Education of Young Children.

naeyc[®]